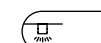


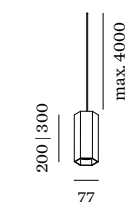
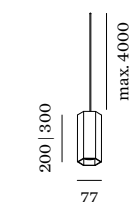



# HEXO

Ceiling suspended



315 | 343 | 355



## 2.0 | 3.0 LED

LED COB 6W | phase-cut dim  
220-240VAC | 50-60Hz | incl. driver  
aluminium

IP20 36° SDCM2 L80|55K 0.66|0.82kg

### 2.0

200mm	CODE
	226364G_
	226364Q_
	226364P_
	226364B_

### 3.0

300mm	CODE
	226464G_
	226464Q_
	226464P_
	226464B_

## 2.0 | 3.0 PAR16

PAR16 max. 12W | GU10  
100-240VAC | 50-60Hz  
aluminium

IP20 0.58|0.74kg

### 2.0

200mm	CODE
	227320G0
	227320Q0
	227320P0
	227320B0

### 3.0

300mm	CODE
	227420G0
	227420Q0
	227420P0
	227420B0

## CHOOSE YOUR BASE

### A | Single base

ceiling base round | ø84

CODE	
	90052022
	90052021

### B | Semi recessed single base

### C | Invisible single base

### D | Multiple base

### E | Linear multiple base

### F | Wall base

more infos on page 458

LIGHT COLOUR	LUMEN CRI	CODE
2700K	420 >90	3
3000K	440 >90	5
2000-3000K	9W 570 >90	9

white fixtures with white cable  
other fixtures with black cable  
more colour combinations on request

## OPTIONAL

PAR16 6.5W | GU10 | phase-cut dim

CODE	
2700K   460lm	901228W3
2700K   437lm	901228B3
3000K   500lm	901228W5
3000K   457lm	901228B5