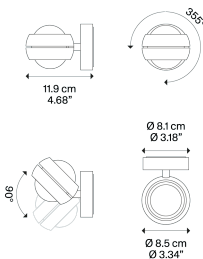





Nautilus, Design by Andrea Tosetto

Model Nautilus Mini

Strong design and leading-edge technology come together in this family of lamps characterised by a convex lens that projects the LED light wherever its needed or most preferred, for a truly efficient and personalised result. Versatile and dynamic, either on the wall or ceiling in a variety of versions and finishes, Nautilus lamps satisfy a full range of lighting needs, whether functional or purely decorative, in both residential and professional contexts. Nautilus is now available with a dim-to-warm function, which allows users to interact by adjusting the intensity of the LED light source from 2200 to 2700 kelvin.





Nautilus Mini	Light source	Structure	Code 2700 K	Code 3000 K
	AC LED 2700 K 12 W 950 lm 220–240 V CRI 90 MacAdam 3–Step	 Matte White – 9010  Matte Black – 9005  Matte Champagne	16552 1027 16552 2027 16552 4527	16552 1030 16552 2030 16552 4530
	(or) AC LED 3000 K 12 W 1030 lm 220–240 V CRI 90 MacAdam 3–Step LED included			

Net weight: 0.75 kg

Parcels: 1



IP20

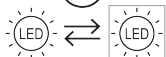
Energy Saving Dim Triac 

Energy efficiency class



Ecodesign Regulation

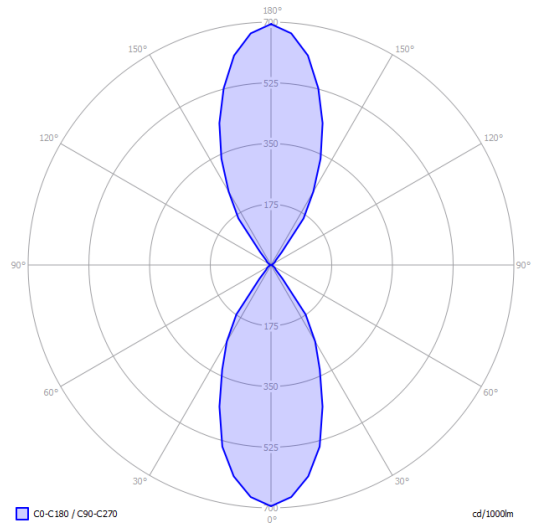
The LED-only light source contained in this fixture must only be replaced by the manufacturer, its support service or similarly qualified personnel.



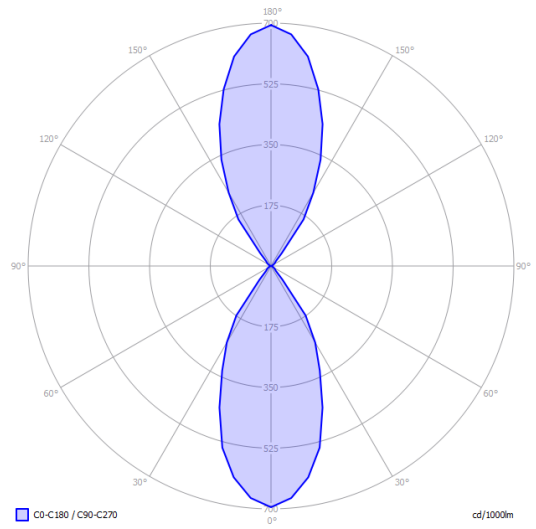
Nautilus Mini

AC LED
 2700 K
 12 W
 950 lm
 220–240 V
 CRI 90
 MacAdam 3–Step

Photometric data



AC LED
 3000 K
 12 W
 1030 lm
 220–240 V
 CRI 90
 MacAdam 3–Step



Options of Nautilus



Nautilus



Nautilus Dim-to-Warm